

3M™ Littmann®
Electronic Stethoscope Model 3200

with  Bluetooth® Technology

3200



Hear it.
Record it. Send it.
Confirm it.



Order at www.zargis.com



Powerful Capability. Incredible Simplicity.

Redefining what a stethoscope can do for you.

Hear it.

State-of-the-art sound sensor.

Proprietary Ambient Noise Reduction (ANR) technology reduces on average 85% of unwanted background noise.

Amplification capability when sounds are soft.

Clinical evidence shows it's easier to detect difficult-to-hear heart sounds like S3 gallops, aortic regurgitation murmurs, as well as abnormal lung sounds.

It all adds up to an exceptional listening experience—no matter what the environment—compared to acoustic scopes.

Record it.

Capture a sound for later playback. Helpful when seeking a peer opinion or when you are writing up notes on your patient's condition, after your patient has left.

Send it.

Bluetooth® technology lets you transmit sounds real-time to your PC, which can then be further analyzed, attached to medical records, or reviewed online with colleagues.

Confirm it.

Use available Zargis® Cardioscan™ software to help you detect and classify suspected heart murmurs while with your patient.

Or visualize heart and lung sounds using Zargis® StethAssist™ software, included free with every 3M™ Littmann® Electronic Stethoscope Model 3200.

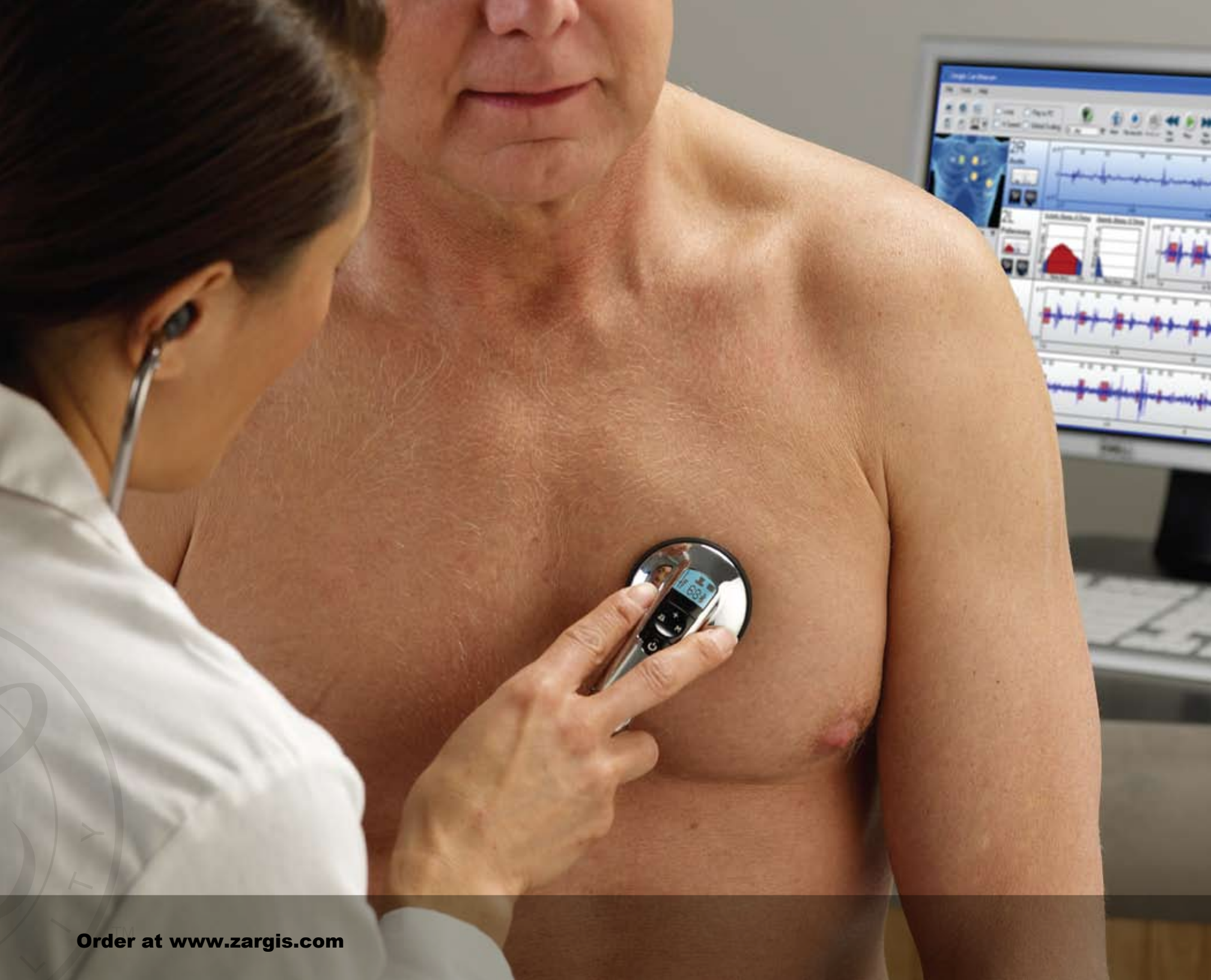
Two great tools that can enhance the auscultation process and help you hone your skills.

 **Bluetooth® Technology**



Order at www.zargis.com





Order at www.zargis.com

Exceptional Sound Quality. Real-time Diagnostics.

Ambient noise
reduction technology

State-of-the-art
sound sensor

Frictional noise
reduction technology

Order at www.zargis.com

Sound Quality So Exceptional

You might never go back to your old stethoscope.

The 3M™ Littmann® Electronic Stethoscope Model 3200's exceptional sound capabilities deliver an exceptional auscultation experience. Clinical evidence shows that it's easier to detect difficult-to-hear heart sounds, like S3 gallops, aortic regurgitation murmurs, and abnormal lung sounds. Here's why:



Proprietary Ambient Noise Reduction Technology

It cancels out, on average, 85% of ambient background noise that can interfere with the auscultation experience, without eliminating critical body sounds. So you're much less likely to miss the sounds you need to hear in noisy work environments. A full 13% better than previous models.




Acoustic Seal Eartips

Not only do our patented 3M™ Littmann® Snap Tight Soft-Sealing Eartips provide a comfortable fit, they also create an excellent acoustic seal. It means a tighter seal from ambient noise entering through eartip connections.



State-of-the-Art Sound Sensor

Built to stringent specifications, it provides a life-like 3M™ Littmann® sound experience similar to a high-end cardiology stethoscope. The sound received from the sensor is transmitted naturally to ears through the tubing.



Frictional Noise Reduction Technology

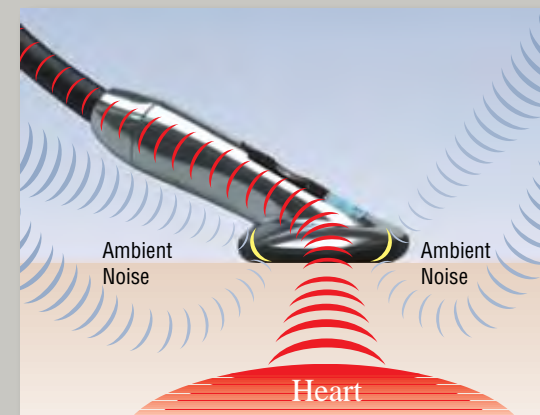
A number of changes in the chestpiece help reduce handling noises compared to earlier electronic stethoscopes. It's less distracting. So it helps you focus more on what you need to hear.



Up to 24X Sound Amplification


Extra listening power for those times when you need it; may be helpful when a heart, lung or body sound is especially faint; when a patient is obese; or when a patient's clothing restricts your listening experience.

How Ambient Noise Reduction Works.



The same ambient noise that travels through the air also travels through the body. 3M's proprietary ANR technology cancels out both sources of ambient noise, leaving the critical body sounds you need to hear.

Order at www.zargis.com



The User Interface You've Been Waiting For.

Incredibly simple. Non-disruptive to your auscultation workflow.



LCD interface
with backlight

Increase volume

Choose bell, diaphragm
or extended range

Reduce volume

Power on/off

Easy to Operate

Dedicated controls for power on/off, bell/diaphragm/extended range frequency, and (+) and (-) buttons to adjust sound level up or down.

Proprietary Ambient Noise Reduction (ANR) technology is always there when stethoscope is on.

And a menu button that brings you to screen-guided commands to operate recording and Bluetooth® features, and customize start-up settings, all in view while you auscultate.

Convenient LCD Interface

Advises you of current sound level, and if you are in bell, diaphragm, or extended range frequency mode.

Indicates remaining battery life and when Bluetooth® transmission is active.

Patient heart rate displays after just five seconds, then updates every two seconds.

A quick touch of the power button activates backlight for low-light conditions.

Bluetooth® Technology

Press to use Bluetooth®, record a sound, or customize start-up settings with screen-guided assistance



Transfer Sounds for Further Analysis

M button starts up Bluetooth® technology to wirelessly transmit heart and lung sounds to your PC for further analysis or transfer to patient records. Quick and simple. No cords required.

M button may also be used to record and store an interesting sound for playback on the stethoscope, or transfer a sound to a PC.

Order at www.zargis.com

Auto-on Feature

No waiting to start your next auscultation. Stethoscope stays in battery-saving "sleep mode" until you start your next auscultation. Always ready when you are.

Worry-free Power

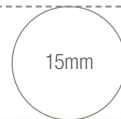
Multiple reminders when battery life is low. Tool-free access to battery compartment. Operates on single AA battery. Compatible with lithium batteries if additional battery life is desired.

Lightweight and Comfortable to Use

About the same weight as a cardiology-grade acoustic stethoscope. Traditional tubing design drapes comfortably over the neck, and folds easily into a pocket. 3M™ Littmann® patented soft-sealing eartips in two sizes for a custom fit. Non-chill diaphragm for patient comfort.

Rugged Design for Years of Trouble-free Operation

Durable metal chestpiece. Designed to withstand the rigors of your busy work day. Performance tested to withstand accidental drops to the floor and impacts against bed rails and door frames. Two-year eartip-to-diaphragm warranty.



Centered sound sensor has a diameter of 15mm. Shown here at actual size.

Try the Littmann® Model 3200 Today!

Order at www.zargis.com

Auscultating Patients of Different Sizes

The 3M™ Littmann® Electronic Stethoscope Model 3200 has a flat diaphragm for placement stability, but all sound pick-up happens at the center. So it's sized right for infants or adults. And the 24X amplification may be helpful when auscultating through the body of obese patients.

Two perfect software companions for your Littmann® Model 3200

1 Included FREE Zargis® StethAssist™ Heart and Lung Sound Visualization Software

Designed to visualize what you are hearing, allow playback when and where convenient, facilitate storage of sounds in patient records or transfer to colleagues for further analysis.

- Connects wirelessly to the Bluetooth®-enabled Littmann® Model 3200 stethoscope for easy, real-time analysis
- Display and print sounds as phonocardiogram
- Playback in bell, diaphragm or extended range
- Play recordings at slow speed to listen even more closely
- Save patient information for future comparison
- Send as an e-mail attachment



Zargis® StethAssist™ detailed view.

Connect to optional ZargisTelemed.com share recordings and findings online with colleagues across town or across the globe.

Play recordings at slow speed to listen more closely.

Multiple view options for more detailed analysis.

Click on any recording site to listen to recorded sounds while viewing graphical overlay to heart sounds.

Order at www.zargis.com

Sold Separately 2 Zargis® Cardioscan™ Heart Murmur Detection Software

Designed to support physicians in analyzing cardiac sounds for the identification and classification of suspected murmurs.

- Connects wirelessly to the Bluetooth®-enabled Littmann® Model 3200 stethoscope for easy, real-time analysis
- Identifies suspected murmurs that suggest a Class I Indication for echocardiography referral
- Identifies suspected systolic and diastolic murmurs
- Graphically displays shape and timing of suspected murmurs
- Enables improved documentation of referral findings
- Allows results to be stored on your PC or online for serial studies
- Review results when and where convenient and play recordings at slow speed to listen more closely
- Helps you hone your own auscultation skills as you compare the diagnosis with software findings
- May alleviate concern about misdiagnosing murmurs
- Identifies S1 and S2 sounds

Ordering Information

To order or learn more about Zargis® Cardioscan™ or the ZargisTelemed.com portal, visit zargis.com.



Zargis® Cardioscan™ summary view.

Connect to optional ZargisTelemed.com share recordings and findings online with colleagues across town or across the globe.

Click on any recording site to listen to recorded sounds while viewing graphical overlay to heart sounds.

Displays a summary finding of whether or not a heart murmur is suspected.

Draws red boxes around suspected heart murmurs.

Clinical Perspective

95% of cardiologists indicated that Zargis® Cardioscan™ would help primary care physicians improve detection of heart murmurs associated with heart disease.¹

Clinical Evidence

According to a retrospective study published in *Clinical Cardiology* in 2008,² physicians using Zargis® Cardioscan™ results reduced their false negative referral decisions for heart murmurs by an average of 46% and reduced their unnecessary referral decisions by an average of 41%.

Clinical Evidence

Studies comparing non-electronic, cardiology-type stethoscopes and the 3M™ Littmann® Electronic Stethoscope 3000 Series had these findings:

With the Littmann® Model 3000 Series Stethoscope...

83% of cardiologists indicated it was easier to detect/hear an S3 gallop³

82% of cardiologists indicated it was easier to detect/hear an aortic regurgitation murmur (Grade 1 or 2)⁴

90% of critical care nurses indicated it was easier to detect/hear abnormal lung sounds⁵

When using a non-electronic, cardiology-type stethoscope vs. the Littmann® Model 3000 Series Stethoscope...

Cardiologists missed an S3 gallop **40% MORE OFTEN**³

Cardiologists missed a Grade 2 aortic regurgitation murmur **5 TIMES MORE OFTEN**⁴

Critical care nurses misidentified whether a sound was normal or abnormal **TWO TIMES MORE OFTEN**⁵



Real Life Observations

Why so many clinicians love the 3M™ Littmann® Electronic Stethoscope Model 3000 Series sound experience.



Internist	“Acoustically superb, excellent diagnostic instrument.”
Internist	“Offers a marked reduction in unwanted ambient noise when I listen for abnormal heart sounds.”
MD - Emergency Medicine	“Helped me discover a carotid bruit that I wasn’t able to hear with my conventional stethoscope.”
MD - Pediatrician	“I was immediately impressed with the acoustic clarity of hearing heart tones and murmurs, and the ability to discern penumonias at an earlier treatment stage.”
MD - Pediatrics and Family Medicine	“The ambient noise reduction is excellent, especially in a treatment room with two active kids. And breath sounds are much easier to analyze.”
Cardiovascular Nurse	“I was able to quickly pick up difficult to hear heart murmurs that my peers with many more years of experience had trouble differentiating using a conventional stethoscope.”
Cardiovascular Nurse	“Allows me to easily differentiate between high and low frequency sounds even when alarms and other ambient noise surrounds me.”
Nurse Practitioner	“I can record, then listen, slow it down, identify it, listen in real time, then go back to the individual with the heart sound and listen through the stethoscope.”

Order at www.zargis.com